



**Australian Government**

---

**Australian Pesticides and  
Veterinary Medicines Authority**



## APVMA Performance Report

1 July 2024 to 30 June 2025

## Table of Contents

Summary of activities related to regulatory decisions.....	3
Applications processed.....	3
Pre-application assistance.....	3
Emergency Permits.....	4
Technical assessment, notifiable variations, holders and nominated agents.....	4
Consents to Import.....	4
Certificates of Export.....	4
Timeframe Performance.....	5
Major vs Non-Technical Performance.....	5
Work in Process.....	6
Applications by item number.....	7
All applications.....	7
Pesticide applications.....	8
Veterinary medicines applications.....	9
Average decision time.....	10
All applications.....	10
Pesticide applications.....	11
Veterinary medicine applications.....	12
Notes for average decision time.....	12
Glossary of terms.....	13

## List of Tables

Table 1 - Summary of activities related to regulatory decisions (1 Jul 24 to 30 Jun 25).....	3
Table 2 - Applications processed (1 Jul 24 to 30 Jun 25).....	3
Table 3 - Pre-application assistance (1 Jul 24 to 30 Jun 25).....	3
Table 4 - Emergency permits (1 Jul 24 to 30 Jun 25).....	4
Table 5 - Technical assessment, notifiable variations, holders and nominated agents (1 Jul 24 to 30 Jun 25).....	4
Table 6 - Consents to import (1 Jul 24 to 30 Jun 25).....	4
Table 7 - Applications for certificates of export (1 Jul 24 to 30 Jun 25).....	4
Table 8 - Certificates of Export (1 Jul 24 to 30 Jun 25).....	4
Table 9 - All applications by Item Number (1 Jul 24 to 30 Jun 25).....	7
Table 10 - Pesticide applications by Item Number (1 Jul 24 to 30 Jun 25).....	8
Table 11 - Veterinary medicines applications by Item Number (1 Jul 24 to 30 Jun 25).....	9
Table 12 - Average decision time, all applications (1 Jul 24 to 30 Jun 25).....	10
Table 13 - Average decision time, pesticide products (1 Jul 24 to 30 Jun 25).....	11
Table 14 - Average decision time, veterinary medicine products (1 Jul 24 to 30 Jun 25).....	12
Table 15 - Glossary of terms.....	13

## Analysis by type of application

### Summary of activities related to regulatory decisions

Table 1: Summary of activities related to regulatory decisions (1 Jul 2024 - 30 Jun 2025)

Types of regulatory decisions	Received	In progress	Processed
Pre-application assistance	215	65	215
Product registration—pesticides	819	542	664
Product registration—veterinary medicines	672	294	642
Permits (exc emergency)	552	267	551
Emergency permits (Item 22)	74	24	65
Actives	344	221	373
Items 8L, 8M, 8P	785	27	766
Technical assessment (Item 25)	13	13	11
Notifiable variations	954	0	954
Import consents	692	3	698
Certificate of export	423	41	404
Interchangeable constituent determination	0	0	0
<b>Total</b>	<b>5543</b>	<b>1497</b>	<b>5343</b>

### Applications processed

Table 2: Applications processed (1 Jul 2024 - 30 Jun 2025)

Type	Received	In progress	Processed	Processed on time (%)	In progress still on time (%)
Actives	344	221	373	92.2%	90.5%
Emergency permits (Item 22)	74	24	65	N/A	N/A
Permits (exc emergency)	552	267	551	77.1%	73.0%
Pesticides	819	542	664	86.1%	69.7%
Veterinary Medicines	672	294	642	93.6%	71.1%
<b>Total</b>	<b>2461</b>	<b>1348</b>	<b>2295</b>	<b>87.1%</b>	<b>74.2%</b>

Note: Emergency permits (Item 22) do not have a numerical statutory timeframe. The APVMA must determine the application as soon as is practicable in the circumstances of the case (see [Emergency permits](#)).

### Pre-application assistance

Pre-application assistance (PAA) is an optional, three-tiered, fee-based service for applicants to provide them with advice before they submit an application for registration. PAAs do not have a numerical statutory timeframe; the target timeframe for each tier is based on the anticipated complexity of the proposed application and effort required to provide the assistance.

Table 3: Pre-application assistance (1 Jul 2024 - 30 Jun 2025)

Type	Received	In Progress	Processed	Processed on time (%)
PAA Tier 1	60	10	62	24.2%
PAA Tier 2	145	51	144	30.6%
PAA Tier 3	10	4	9	55.6%
<b>Total</b>	<b>215</b>	<b>65</b>	<b>215</b>	<b>29.8%</b>

## Emergency Permits

Emergency Permits (Item 22) do not have a numerical statutory timeframe. The APVMA must determine the application as soon as is practicable in the circumstances of the case. In this reporting period, the APVMA issued 50 emergency permits, taking an average of 54 days, with a range of 1 to 262 days.

Table 4: Emergency permits (1 Jul 2024 - 30 Jun 2025)

Types of regulatory decisions	Received	In Progress	Processed	Issued	Refused	Withdrawn or Other
Emergency permits (Item 22)	74	24	65	50	3	12

## Technical assessment, notifiable variations, holders and nominated agents

Table 5: Technical assessment, notifiable variations, holders and nominated agents (1 Jul 2024 - 30 Jun 2025)

Types of regulatory decisions	Received	In Progress	Processed	Processed on time (%)
Items 8L, 8M, 8P	785	27	766	98.8%
Technical assessment (Item 25)	13	13	11	72.7%
Notifiable variations	954	0	954	100.0%

## Consents to Import

Consents to import are issued to allow importation – in limited circumstances – of unregistered products or unapproved actives into Australia when a legitimate reason exists for a person or company to have possession of the chemicals in Australia. There is no statutory timeframe for consents to import – the APVMA seeks to process these within 14 days.

Table 6: Consents to import (1 Jul 2024 - 30 Jun 2025)

Types of regulatory decisions	Received	In Progress	Processed	Processed on time (%)
Import consents	692	3	698	92.6%

## Certificates of Export

Before accepting exports of a chemical product from Australia, many countries require an assurance from the government authority responsible for regulating the product in Australia. This is provided by the APVMA in the form of a Certificate of Export. There is no statutory timeframe for certificates of export – the APVMA seeks to process these within 20 working days. Please note that an application may request multiple certificates.

Table 7: Applications for certificates of export (1 Jul 2024 - 30 Jun 2025)

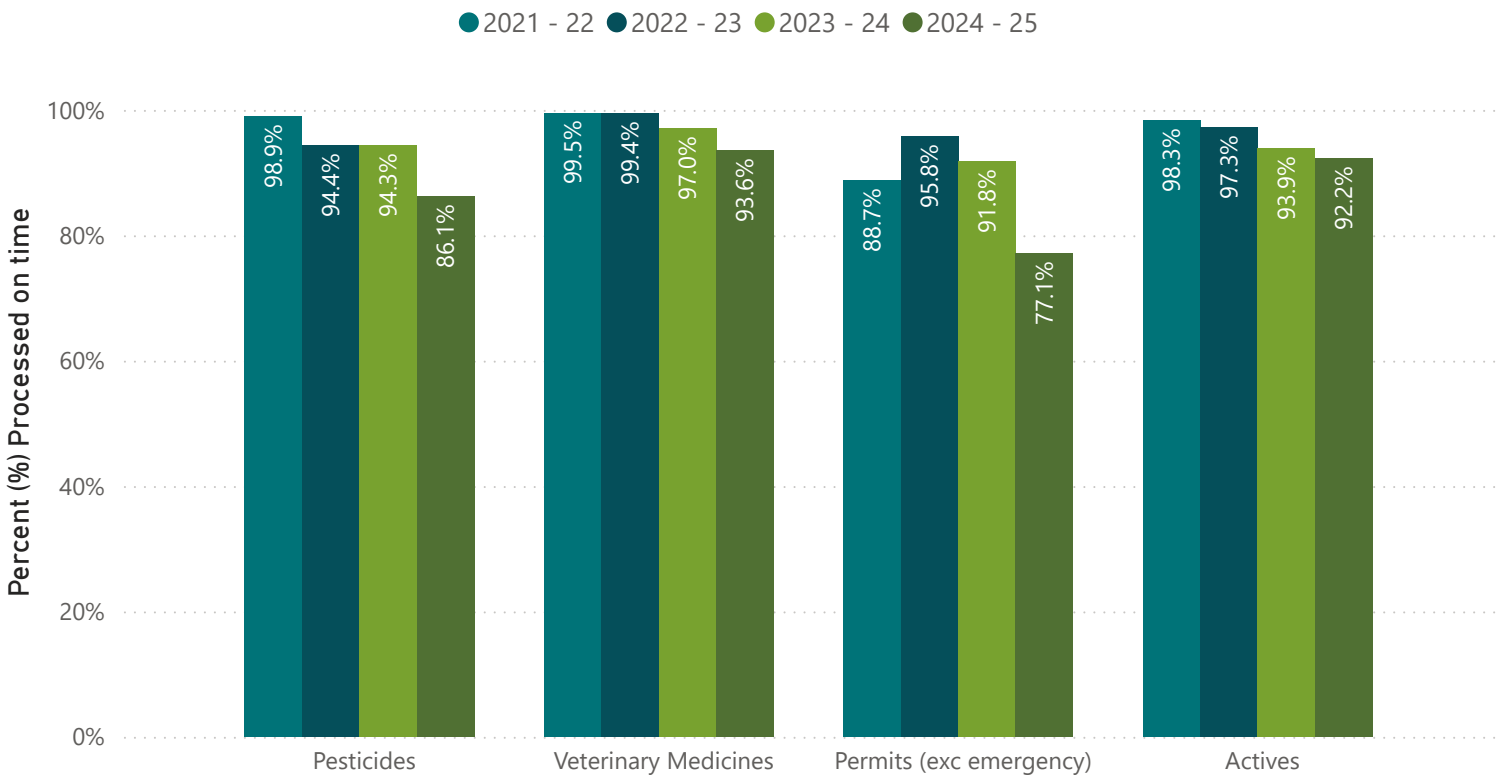
	Received	In Progress	Processed	Issued	Processed on time (%)
Applications	423	41	404	397	68.6%

Table 8: Certificates of export (1 Jul 2024 - 30 Jun 2025)

	Received	In Progress	Processed	Issued	Processed on time (%)
Certificates	1007	52	979	961	79.1%

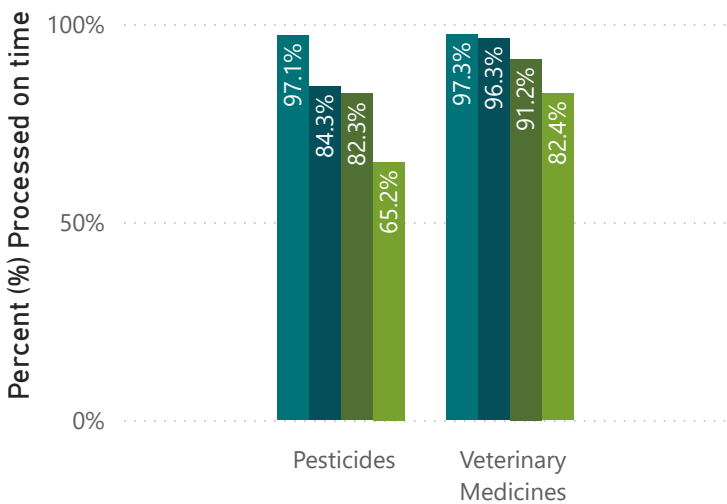
# Application in detail

## Timeframe Performance

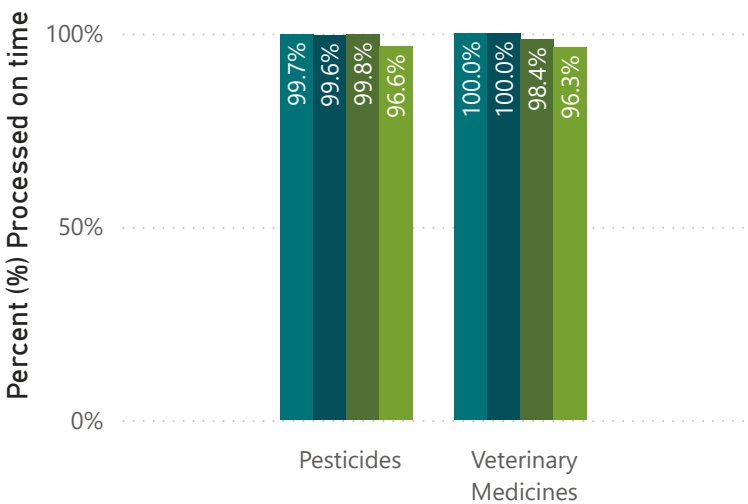


## Major vs Non-Technical Performance

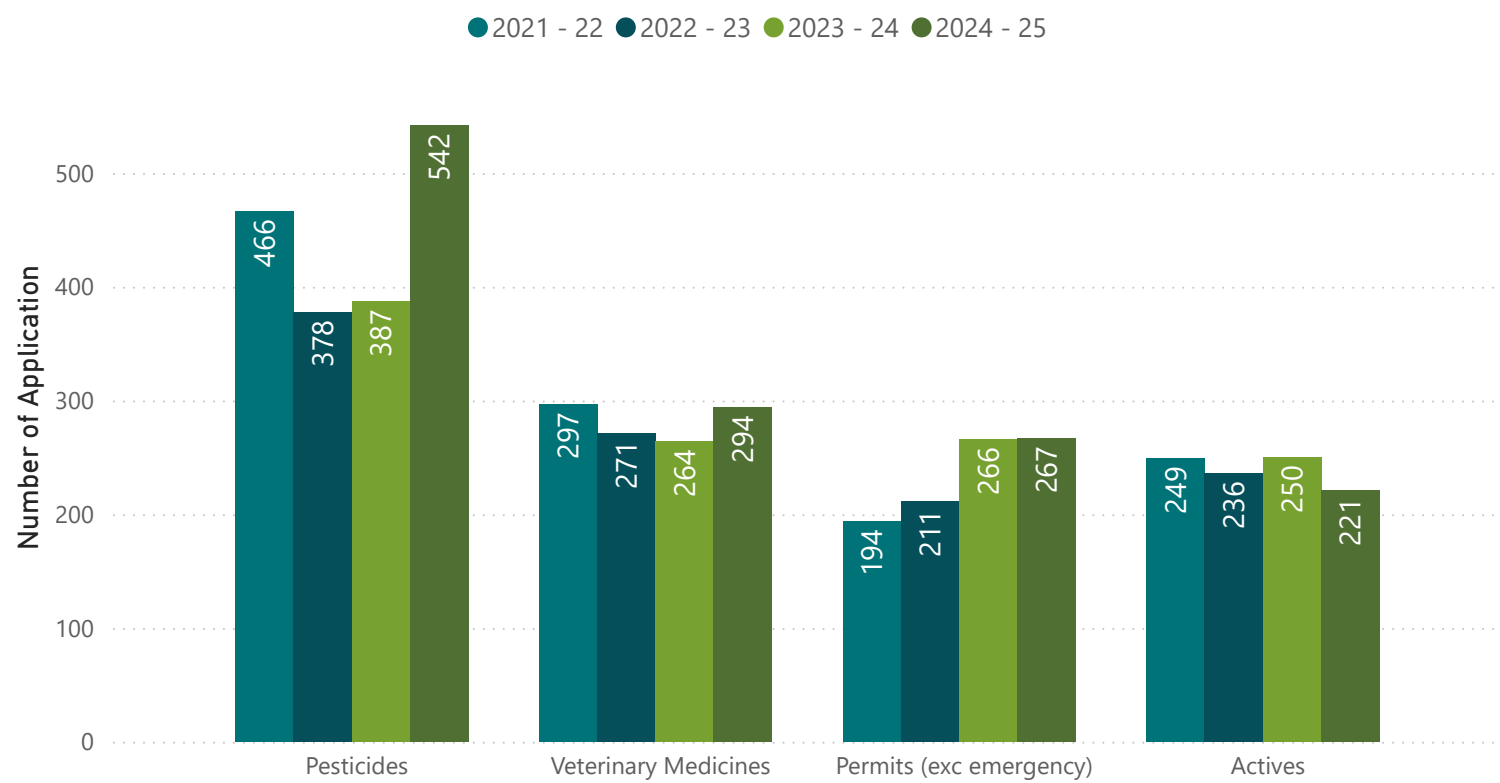
### Major



### Non-technical



## Work in Process



## Application by item number

### All applications

Table 9: All applications by Item Number (1 Jul 2024 - 30 Jun 2025)

Type of application	Received	In Progress	Processed	Processed on time (%)
<input checked="" type="checkbox"/> <b>Products</b>	<b>1491</b>	<b>836</b>	<b>1306</b>	<b>89.8%</b>
1	2	0	3	100.0%
2	12	26	5	40.0%
3	0	0	0	N/A
4	0	0	0	N/A
5	28	29	18	77.8%
6	9	12	8	75.0%
7	349	219	202	95.0%
8	97	32	95	98.9%
9	0	0	0	N/A
10	137	174	119	64.7%
10A	44	15	32	96.9%
11	0	0	1	0.0%
12	324	104	338	93.5%
13	32	14	31	100.0%
13A	273	15	262	100.0%
14	172	156	182	75.3%
27	11	38	9	77.8%
27V	1	2	1	100.0%
<input checked="" type="checkbox"/> <b>Actives</b>	<b>344</b>	<b>221</b>	<b>373</b>	<b>92.2%</b>
1	2	1	2	100.0%
2	9	25	7	57.1%
5	0	0	0	N/A
6	0	0	0	N/A
10	0	0	0	N/A
14	0	0	0	N/A
15	1	3	0	N/A
16	0	0	1	0.0%
17	222	129	251	93.6%
18	15	10	12	91.7%
24	54	26	62	90.3%
24V	30	11	27	92.6%
27	11	16	11	100.0%
27V	0	0	0	N/A
<input checked="" type="checkbox"/> <b>Permits</b>	<b>626</b>	<b>291</b>	<b>616</b>	<b>77.1%</b>
19	26	7	28	100.0%
20	314	94	314	81.5%
21	150	131	158	64.6%
22	74	24	65	N/A
23	54	33	42	71.4%
112A	8	2	9	100.0%
<input checked="" type="checkbox"/> <b>Other</b>	<b>0</b>	<b>0</b>	<b>0</b>	<b>N/A</b>
24	0	0	0	N/A
<input checked="" type="checkbox"/> <b>Ingredient determination</b>	<b>0</b>	<b>0</b>	<b>0</b>	<b>N/A</b>
28	0	0	0	N/A
29	0	0	0	N/A
<b>Total</b>	<b>2461</b>	<b>1348</b>	<b>2295</b>	<b>87.1%</b>

## Pesticide applications

Table 10: Pesticide applications by item number (1 Jul 2024 - 30 Jun 2025)

Type of application	Commenced	In Progress	Finalised	Processed on time (%)
<input type="checkbox"/> <b>Products</b>	<b>819</b>	<b>542</b>	<b>664</b>	<b>86.1%</b>
1	1	0	2	100.0%
2	3	9	2	0.0%
3	0	0	0	N/A
4	0	0	0	N/A
5	21	22	15	80.0%
6	9	10	7	85.7%
7	257	163	142	98.6%
8	68	23	69	100.0%
9	0	0	0	N/A
10	94	123	93	62.4%
10A	24	5	21	95.2%
11	0	0	1	0.0%
12	195	52	191	93.7%
13	32	14	18	100.0%
13A	2	0	2	100.0%
14	110	108	97	66.0%
27	2	11	4	50.0%
27V	1	2	0	N/A
<input type="checkbox"/> <b>Permits</b>	<b>478</b>	<b>228</b>	<b>465</b>	<b>75.2%</b>
19	17	2	20	100.0%
20	251	75	241	80.9%
21	125	107	134	62.7%
22	51	16	45	N/A
23	28	26	19	57.9%
112A	6	2	6	100.0%
<input type="checkbox"/> <b>Other</b>	<b>0</b>	<b>0</b>	<b>0</b>	<b>N/A</b>
24	0	0	0	N/A
<b>Total</b>	<b>1297</b>	<b>770</b>	<b>1129</b>	<b>81.9%</b>



## Veterinary medicines applications

Table 11: Veterinary medicines applications by item number (1 Jul 2024 - 30 Jun 2025)

Type of application	Commenced	In Progress	Finalised	Processed on time (%)
<input type="checkbox"/> <b>Products</b>	<b>672</b>	<b>294</b>	<b>642</b>	<b>93.6%</b>
1	1	0	1	100.0%
2	9	17	3	66.7%
3	0	0	0	N/A
4	0	0	0	N/A
5	7	7	3	66.7%
6	0	2	1	0.0%
7	92	56	60	86.7%
8	29	9	26	96.2%
9	0	0	0	N/A
10	43	51	26	73.1%
10A	20	10	11	100.0%
11	0	0	0	N/A
12	129	52	147	93.2%
13	0	0	13	100.0%
13A	271	15	260	100.0%
14	62	48	85	85.9%
27	9	27	5	100.0%
27V	0	0	1	100.0%
<input type="checkbox"/> <b>Permits</b>	<b>147</b>	<b>63</b>	<b>150</b>	<b>83.2%</b>
19	9	5	8	100.0%
20	63	19	73	83.6%
21	25	24	24	75.0%
22	22	8	19	N/A
23	26	7	23	82.6%
112A	2	0	3	100.0%
<input type="checkbox"/> <b>Other</b>	<b>0</b>	<b>0</b>	<b>0</b>	<b>N/A</b>
24	0	0	0	N/A
<b>Total</b>	<b>819</b>	<b>357</b>	<b>792</b>	<b>91.8%</b>

## Average decision time

### All applications

Table 12: All applications by Item Number (1 Jul 2024 - 30 Jun 2025)

Type of Application	Standard			Extended		
	Finalised	Average Duration	Assessment Period	Finalised	Average Duration	Assessment Period
<b>☐ Products</b>	<b>1039</b>	<b>2.9</b>		<b>267</b>	<b>11.1</b>	
1	2	N/A	18	1	N/A	25
2	2	0.3	11.9	3	25.8	21.0
3	0	N/A	18	0	N/A	25
4	0	N/A	18	0	N/A	25
5	6	8.5	8	12	12.4	12
6	3	7.8	8	5	16.0	12
7	170	2.8	3	32	5.0	5
8	89	2.6	3	6	4.7	5
9	0	N/A	2	0	N/A	4
10	51	7.3	6.8	68	15.0	12.6
10A	32	1.9	2.0	0	N/A	~
11	0	N/A	10	1	22.7	14
12	303	2.9	3	35	5.2	5
13	31	2.7	3	0	N/A	5
13A	262	0.7	1	0	N/A	2
14	88	7.8	7.1	94	11.4	9.8
27	0	N/A	N/A	9	24.4	24.2
27V	0	N/A	~	1	19.8	0.0
<b>☐ Actives</b>	<b>268</b>	<b>5.8</b>		<b>105</b>	<b>10.6</b>	
1	2	N/A	18	0	N/A	25
2	3	13.0	17.4	4	23.6	20.9
5	0	N/A	8	0	N/A	12
6	0	N/A	8	0	N/A	12
10	0	N/A	~	0	N/A	~
14	0	N/A	~	0	N/A	~
15	0	N/A	14	0	N/A	20
16	1	28.6	9	0	N/A	13
17	176	6.3	7	75	9.9	10
18	8	6.0	7	4	11.8	10
24	45	3.2	4.2	17	9.2	9.8
24V	26	3.6	0.0	1	6.2	0.0
27	7	37.6	37.7	4	15.2	19.0
27V	0	N/A	~	0	N/A	~
<b>☐ Permits</b>	<b>521</b>	<b>3.7</b>		<b>95</b>	<b>9.7</b>	
19	28	2.6	3	0	N/A	5
20	286	3.1	3	28	6.8	5
21	113	7.1	5.8	45	12.5	11.4
22	53	1.5	N/A	12	4.6	N/A
23	32	4.3	4.9	10	9.3	8.8
112A	9	0.0	0.0	0	N/A	N/A
<b>☐ Other</b>	<b>0</b>	<b>N/A</b>		<b>0</b>	<b>N/A</b>	
24	0	N/A	~	0	N/A	~
<b>☐ Ingredient determination</b>	<b>0</b>	<b>N/A</b>		<b>0</b>	<b>N/A</b>	
28	0	N/A	~	0	N/A	~
29	0	N/A	N/A	0	N/A	N/A
<b>Total</b>	<b>1828</b>	<b>3.6</b>		<b>467</b>	<b>10.8</b>	

~ = Modular Assessment Period. Please refer to the Table of assessment periods and fees in Schedule 6 of the Agricultural and Veterinary Chemicals Code Regulations 1995 for further details.

## Pesticide product applications

Table 13: Pesticide product applications by Item Number (1 Jul 2024 - 30 Jun 2025)

Type of Application	Standard			Extended		
	Finalised	Average Duration	Assessment Period	Finalised	Average Duration	Assessment Period
<b>☐ Products</b>	<b>531</b>	<b>3.6</b>		<b>133</b>	<b>14.4</b>	
1	1	N/A	18	1	N/A	25
2	0	N/A	~	2	25.8	20.0
3	0	N/A	18	0	N/A	25
4	0	N/A	18	0	N/A	25
5	6	8.5	8	9	12.5	12
6	3	7.8	8	4	16.0	12
7	139	2.7	3	3	4.0	5
8	67	2.5	3	2	4.8	5
9	0	N/A	2	0	N/A	4
10	39	7.8	7.1	54	15.9	13.3
10A	21	1.9	2.0	0	N/A	~
11	0	N/A	10	1	22.7	14
12	190	3.0	3	1	5.0	5
13	18	2.7	3	0	N/A	5
13A	2	N/A	1	0	N/A	2
14	45	7.5	6.1	52	12.5	10.4
27	0	N/A	N/A	4	29.4	28.9
27V	0	N/A	~	0	N/A	~
<b>☐ Permits</b>	<b>407</b>	<b>4.0</b>		<b>58</b>	<b>9.8</b>	
19	20	2.8	3	0	N/A	5
20	228	3.1	3	13	5.4	5
21	102	6.9	5.8	32	12.7	10.6
22	36	1.5	N/A	9	3.8	N/A
23	15	6.2	3.9	4	9.2	6.2
112A	6	0.0	0.0	0	N/A	N/A
<b>☐ Other</b>	<b>0</b>	<b>N/A</b>		<b>0</b>	<b>N/A</b>	
24	0	N/A	~	0	N/A	~
<b>Total</b>	<b>938</b>	<b>3.8</b>		<b>191</b>	<b>13.1</b>	

~ = Modular Assessment Period. Please refer to the Table of assessment periods and fees in Schedule 6 of the Agricultural and Veterinary Chemicals Code Regulations 1995 for further details.

## Veterinary medicine product applications

Table 14: Veterinary medicine product applications by Item Number (1 Jul 2024 - 30 Jun 2025)

Type of Application	Standard			Extended		
	Number processed	Average duration	Assessment period	Number processed	Average duration	Assessment period
<b>☐ Products</b>	<b>508</b>	<b>2.2</b>		<b>134</b>	<b>8.3</b>	
1	1	N/A	18	0	N/A	25
2	2	0.3	11.9	1	25.8	23.0
3	0	N/A	18	0	N/A	25
4	0	N/A	18	0	N/A	25
5	0	N/A	8	3	12.1	12
6	0	N/A	8	1	16.0	12
7	31	3.2	3	29	5.1	5
8	22	3.0	3	4	4.6	5
9	0	N/A	2	0	N/A	4
10	12	5.5	5.7	14	11.8	10.5
10A	11	1.9	2.0	0	N/A	~
11	0	N/A	10	0	N/A	14
12	113	2.9	3	34	5.2	5
13	13	2.9	3	0	N/A	5
13A	260	0.7	1	0	N/A	2
14	43	8.2	8.2	42	10.1	9.0
27	0	N/A	N/A	5	19.4	19.6
27V	0	N/A	~	1	19.8	0.0
<b>☐ Permits</b>	<b>113</b>	<b>3.0</b>		<b>37</b>	<b>9.6</b>	
19	8	2.0	3	0	N/A	5
20	58	2.8	3	15	7.8	5
21	11	8.2	6.6	13	12.1	13.1
22	16	1.8	N/A	3	8.6	N/A
23	17	2.4	5.8	6	9.4	10.8
112A	3	0.0	0.0	0	N/A	N/A
<b>☐ Other</b>	<b>0</b>	<b>N/A</b>		<b>0</b>	<b>N/A</b>	
24	0	N/A	~	0	N/A	~
<b>Total</b>	<b>621</b>	<b>2.4</b>		<b>171</b>	<b>8.5</b>	

~ = Modular Assessment Period. Please refer to the Table of assessment periods and fees in Schedule 6 of the Agricultural and Veterinary Chemicals Code Regulations 1995 for further details.

## Notes for average decision times

Average decision time is the average time taken to complete processing from commencement to when a regulatory decision is made or the average time is calculated by adding the decision times and dividing these by the number of applications finalised in that period in that category. Decision time is calculated by subtracting the lodgement date from the processed date and dividing by 30.4375 to get the decision time in months (accounting for leap years). The assessment period for each application type and item number is set in the legislation - this is the standard decision time. However, there are 2 conditions which allow the APVMA to vary or extend the assessment period:

- A change in the category of an application may be made once in the life of the application under regulation 70B of the Agvet Code.
- One extension of 1.33 times the original assessment period (rounded up) plus one month may be applied under section 159 of the Agvet Code.

N/A means no applications were finalised for that item in the reporting period, the application was withdrawn or voided, or there is no statutory assessment period.

~ applies to items that have a variable legislated assessment period because they are modular in nature. Each application will have a different expected duration, as determined by the mix of modules required for the application.

## Glossary of term

Table 15: Glossary of terms

Term	Definition
8L, 8M and 8P	Applications to either change the holder or nominated agent of an approval or registration or nominate a nominated agent for an approval or registration.
Actives	The component(s) of a pesticide or veterinary medicine product that is primarily responsible for its action. Applications for active constituents are covered under Item numbers 1, 2, 15, 16, 17, 18. Actives can also be included in applications under Item numbers 5, 6, 10, 14, 24, 27 and 27V.
Certificates of export	Before accepting exports of a chemical product from Australia, many countries require an assurance from the government authority responsible for regulating the product in Australia. This is provided by the APVMA in the form of a certificate of export. There are no statutory timeframes for the APVMA to process an application for a certificate of export.
Emergency Permits	Application for a permit, or extension of a permit, in respect of a chemical product or an active constituent if the proposed use of the chemical product or active constituent is determined by the APVMA to be an emergency use. Emergency Permits applications are made under Item number 22.
Import consents	Import consents are permits that allow unregistered or unapproved chemicals into Australia when a legitimate reason exists for a person or company to have possession of the chemicals in Australia. Legitimate reasons include possession for research, chemical trials or special veterinary applications in zoos. There is no statutory timeframe for the APVMA to process import consents, but the APVMA aims to process them within 14 days of lodgement.
Item 25	Applications made under s8AS of the Agricultural and Veterinary Chemicals Code Regulations 1995. These are technical assessments used to determine if a data package addresses the safety, efficacy and trade criteria prior to submitting a product application. An outcome of a technical assessment can be used by an applicant as part of a future application.
Item numbers	Item numbers are defined in Table 2.1 of Schedule 6 of the Agricultural and Veterinary Chemicals Code Regulations 1995. They are used to determine the assessment periods and fees for different kinds of applications.
Major assessments	Applications that have assessment periods of more than 3 months and that require one or more technical assessments. These include Item numbers 1, 2, 3, 4, 5, 6, 10, 11, 14, 27 and 27V.
Non-technical assessments	Applications that have assessment periods of 3 months or less and that do not require a technical assessment. These include Item numbers 7, 8, 9, 10A, 12, 13 and 13A.
Notifiable variations	A minor change, as defined by Agricultural and Veterinary Chemicals Code Regulations 1995, to the details of a registered product, active or label without having to register a new product. This process commenced on 1 January 2015. There is no statutory timeframe for the APVMA to process these as they are deemed to be accepted upon lodgement by the applicant after some checks of the information.
Permits (exc emergency)	Applications to use or possess an unregistered pesticide or veterinary medicine or for an off-label use of a registered pesticide or veterinary medicine. Permit applications include applications under Item numbers 19, 20, 21, 23 and can also be made under s112A of the Agricultural and Veterinary Chemicals Code Act 1994.
Processed	Includes all applications that the APVMA completed processing during the reporting period. This includes applications for which a regulatory decision was made as well as applications that were withdrawn by the applicant or voided having been lodged in error.
Product applications	Applications made for the registration of products that are pesticides or veterinary medicines. Product applications include applications under Item numbers 1 to 14, including 10A and 13A, as well as Item numbers 24, 27 and 27V.
Received	Includes all applications that were received by the APVMA during the reporting period.