



Australian Government

**Australian Pesticides and
Veterinary Medicines Authority**



APVMA Performance Report

1 April to 30 June 2025

Table of Contents

Summary of activities related to regulatory decisions.....	3
Applications processed.....	3
Pre-application assistance.....	3
Emergency Permits.....	4
Technical assessment, notifiable variations, holders and nominated agents.....	4
Consents to Import.....	4
Certificates of Export.....	4
Timeframe Performance.....	5
Major vs Non-Technical Performance.....	5
Work in Process.....	6
Applications by item number.....	7
All applications.....	7
Pesticide applications.....	8
Veterinary medicines applications.....	9
Average decision time.....	10
All applications.....	10
Pesticide applications.....	11
Veterinary medicine applications.....	12
Notes for average decision time.....	12
Average decision time.....	14
All applications - For Senate Estimates Brief	14

List of Tables

Table 1 - Summary of activities related to regulatory decisions (1 Apr to 30 Jun 25).....	3
Table 2 - Applications processed (1 Apr to 30 Jun 25).....	3
Table 3 - Pre-application assistance (1 Apr to 30 Jun 25).....	3
Table 4 - Emergency permits (1 Apr to 30 Jun 25).....	4
Table 5 - Technical assessment, notifiable variations, holders and nominated agents (1 Apr to 30 Jun 25).....	4
Table 6 - Consents to import (1 Apr to 30 Jun 25).....	4
Table 7 - Applications for certificates of export (1 Apr to 30 Jun 25).....	4
Table 8 - Certificates of Export (1 Apr to 30 Jun 25).....	4
Table 9 - All applications by Item Number (1 Apr to 30 Jun 25).....	7
Table 10 - Pesticide applications by Item Number (1 Apr to 30 Jun 25).....	8
Table 11 - Veterinary medicines applications by Item Number (1 Apr to 30 Jun 25).....	9
Table 12 - Average decision time, all applications (1 Apr to 30 Jun 25).....	10
Table 13 - Average decision time, pesticide products (1 Apr to 30 Jun 25).....	11
Table 14 - Average decision time, veterinary medicine products (1 Apr to 30 Jun 25).....	12
Table 15 - Glossary of terms.....	13
Table 16 - Average decision time, all applications for completed quarters this financial year.....	14

Analysis by type of application

Summary of activities related to regulatory decisions

Table 1: Summary of activities related to regulatory decisions (1 Apr - 30 Jun 2025)

Types of regulatory decisions	Received	In progress	Processed
Pre-application assistance	42	65	34
Product registration—pesticides	206	542	111
Product registration—veterinary medicines	154	294	164
Permits (exc emergency)	133	267	182
Emergency permits (Item 22)	18	24	10
Actives	83	221	87
Items 8L, 8M, 8P	153	27	142
Technical assessment (Item 25)	5	13	4
Notifiable variations	216	0	216
Import consents	9	49	10
Certificate of export	135	41	133
Interchangeable constituent determination	0	0	0
Total	1154	1543	1093

Applications processed

Table 2: Applications processed (1 Apr - 30 Jun 2025)

Type	Received	In progress	Processed	Processed on time (%)	In progress still on time (%)
Actives	83	221	87	95.4%	90.5%
Emergency permits (Item 22)	18	24	10	N/A	N/A
Permits (exc emergency)	133	267	182	65.4%	73.0%
Pesticides	206	542	111	73.9%	69.7%
Veterinary Medicines	154	294	164	95.7%	71.1%
Total	594	1348	554	81.1%	74.2%

Note: Emergency permits (Item 22) do not have a numerical statutory timeframe. The APVMA must determine the application as soon as is practicable in the circumstances of the case (see [Emergency permits](#)).

Pre-application assistance

Pre-application assistance (PAA) is an optional, three-tiered, fee-based service for applicants to provide them with advice before they submit an application for registration. PAAs do not have a numerical statutory timeframe; the target timeframe for each tier is based on the anticipated complexity of the proposed application and effort required to provide the assistance.

Table 3: Pre-application assistance (1 Apr - 30 Jun 2025)

Type	Received	In Progress	Processed	Processed on time (%)
PAA Tier 1	10	10	11	9.1%
PAA Tier 2	30	51	21	14.3%
PAA Tier 3	2	4	2	50.0%
Total	42	65	34	14.7%

Emergency Permits

Emergency Permits (Item 22) do not have a numerical statutory timeframe. The APVMA must determine the application as soon as is practicable in the circumstances of the case. In this reporting period, the APVMA issued 7 emergency permits, taking an average of 43 days, with a range of 12 to 96 days.

Table 4: Emergency permits (1 Apr - 30 Jun 2025)

Types of regulatory decisions	Received	In Progress	Processed	Issued	Refused	Withdrawn or Other
Emergency permits (Item 22)	18	24	10	7	1	2

Technical assessment, notifiable variations, holders and nominated agents

Table 5: Technical assessment, notifiable variations, holders and nominated agents (1 Apr - 30 Jun 2025)

Types of regulatory decisions	Received	In Progress	Processed	Processed on time (%)
Items 8L, 8M, 8P	153	27	142	93.7%
Technical assessment (Item 25)	5	13	4	75.0%
Notifiable variations	216	0	216	100.0%

Consents to Import

Consents to import are issued to allow importation – in limited circumstances – of unregistered products or unapproved actives into Australia when a legitimate reason exists for a person or company to have possession of the chemicals in Australia. There is no statutory timeframe for consents to import – the APVMA seeks to process these within 14 days.

Table 6: Consents to import (1 Apr - 30 Jun 2025)

Types of regulatory decisions	Received	In Progress	Processed	Processed on time (%)
Import consents	9	49	10	100.0%

Certificates of Export

Before accepting exports of a chemical product from Australia, many countries require an assurance from the government authority responsible for regulating the product in Australia. This is provided by the APVMA in the form of a Certificate of Export. There is no statutory timeframe for certificates of export – the APVMA seeks to process these within 20 working days. Please note that an application may request multiple certificates.

Table 7: Applications for certificates of export (1 Apr - 30 Jun 2025)

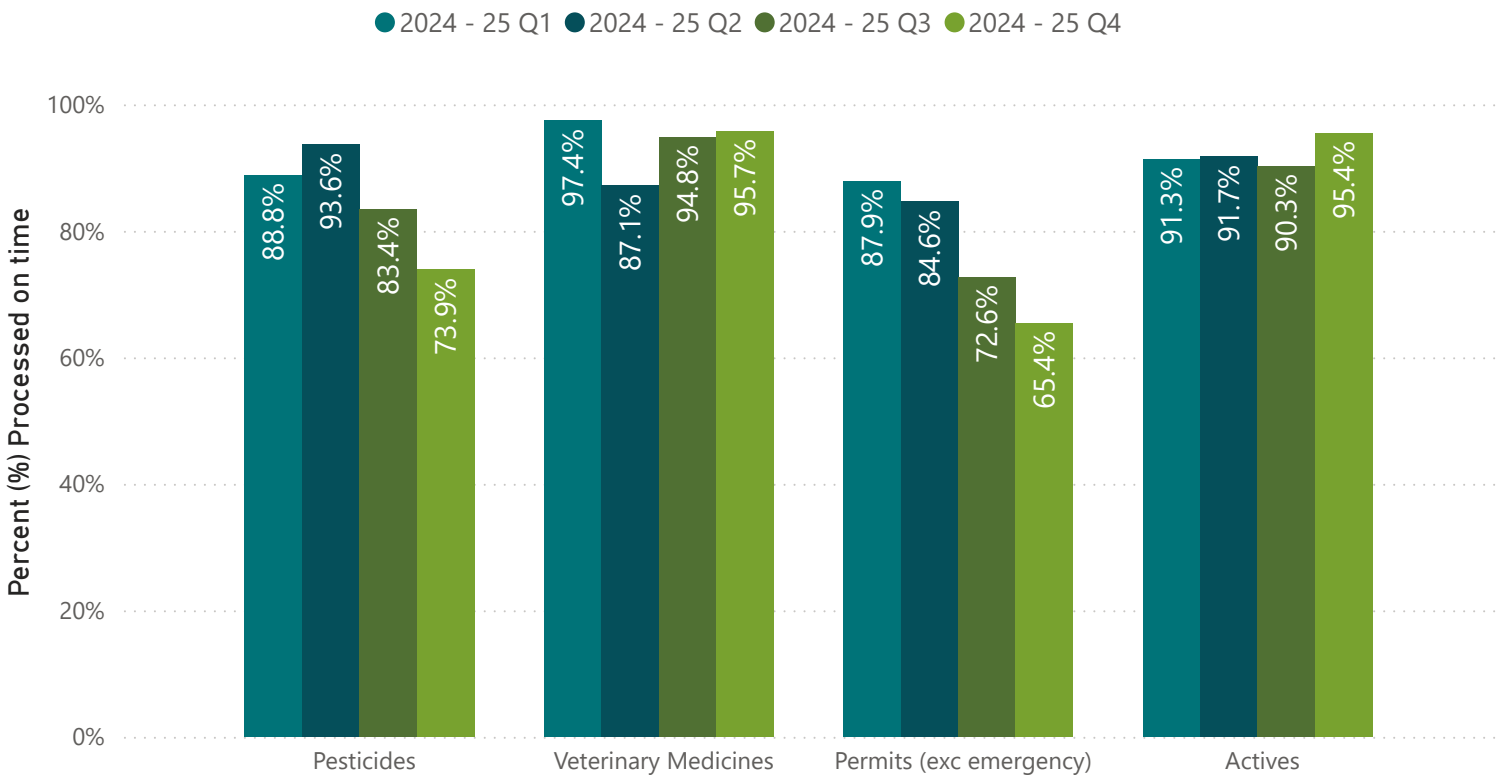
	Received	In Progress	Processed	Issued	Processed on time (%)
Applications	135	41	133	131	60.9%

Table 8: Certificates of export (1 Apr - 30 Jun 2025)

	Received	In Progress	Processed	Issued	Processed on time (%)
Certificates	462	52	465	463	78.7%

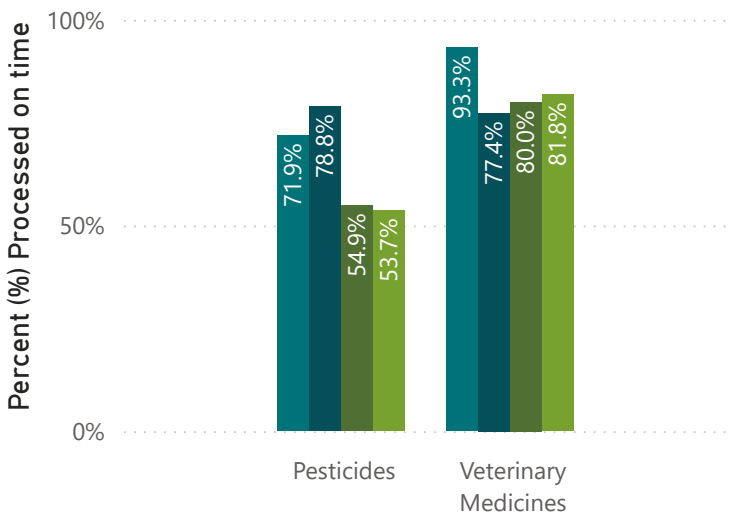
Application in detail

Timeframe Performance

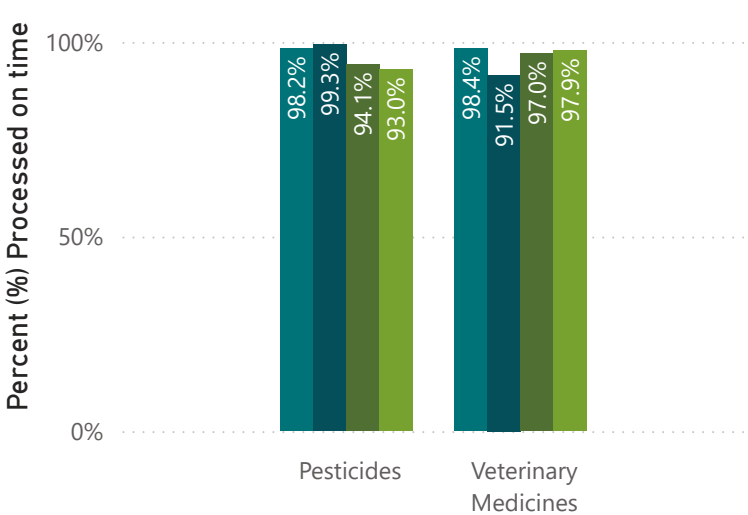


Major vs Non-Technical Performance

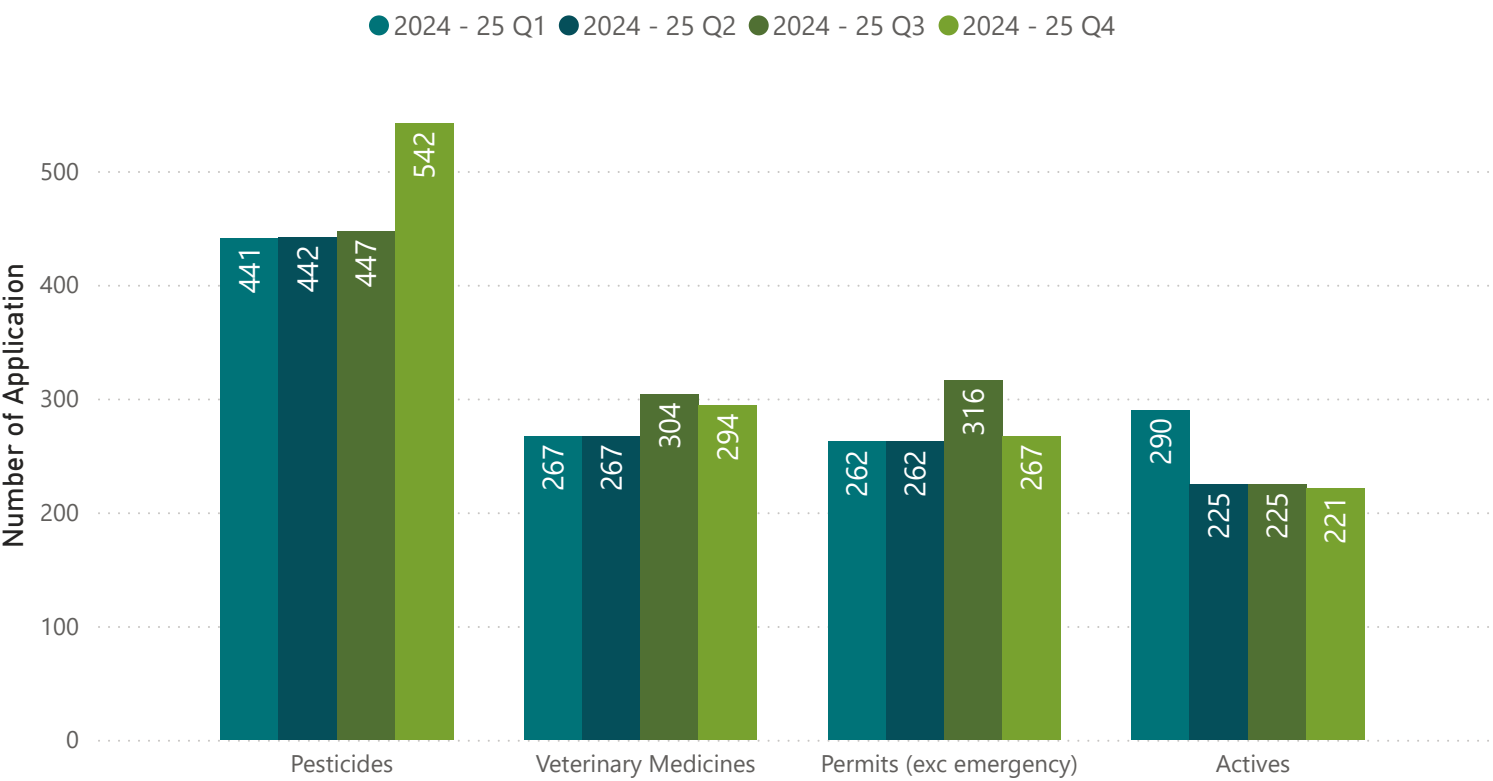
Major



Non-technical



Work in Process



Application by item number

All applications

Table 9: All applications by Item Number ([1 Apr](#) - [30 Jun 2025](#))

Type of application	Received	In Progress	Processed	Processed on time (%)
<input type="checkbox"/> Products	360	836	275	86.9%
1	0	0	1	100.0%
2	2	26	1	0.0%
3	0	0	0	N/A
4	0	0	0	N/A
5	16	29	3	33.3%
6	1	12	0	N/A
7	78	219	10	100.0%
8	29	32	18	100.0%
9	0	0	0	N/A
10	36	174	28	50.0%
10A	15	15	11	90.9%
11	0	0	0	N/A
12	68	104	49	87.8%
13	10	14	4	100.0%
13A	67	15	107	100.0%
14	37	156	40	72.5%
27	1	38	3	66.7%
27V	0	2	0	N/A
<input type="checkbox"/> Actives	83	221	87	95.4%
1	0	1	0	N/A
2	3	25	3	66.7%
5	0	0	0	N/A
6	0	0	0	N/A
10	0	0	0	N/A
14	0	0	0	N/A
15	0	3	0	N/A
16	0	0	0	N/A
17	51	129	61	96.7%
18	2	10	3	100.0%
24	12	26	10	100.0%
24V	14	11	7	85.7%
27	1	16	3	100.0%
27V	0	0	0	N/A
<input type="checkbox"/> Permits	151	291	192	65.4%
19	9	7	8	100.0%
20	80	94	111	70.3%
21	29	131	47	48.9%
22	18	24	10	N/A
23	14	33	14	57.1%
112A	1	2	2	100.0%
<input type="checkbox"/> Other	0	0	0	N/A
24	0	0	0	N/A
<input type="checkbox"/> Ingredient determination	0	0	0	N/A
28	0	0	0	N/A
29	0	0	0	N/A
Total	594	1348	554	81.1%

Pesticide applications

Table 10: Pesticide applications by item number ([1 Apr](#) - [30 Jun 2025](#))

Type of application	Commenced	In Progress	Finalised	Processed on time (%)
<input type="checkbox"/> Products	206	542	111	73.9%
1	0	0	1	100.0%
2	2	9	1	0.0%
3	0	0	0	N/A
4	0	0	0	N/A
5	13	22	3	33.3%
6	1	10	0	N/A
7	67	163	4	100.0%
8	15	23	10	100.0%
9	0	0	0	N/A
10	23	123	25	56.0%
10A	5	5	11	90.9%
11	0	0	0	N/A
12	40	52	28	89.3%
13	10	14	4	100.0%
13A	0	0	0	N/A
14	29	108	23	56.5%
27	1	11	1	0.0%
27V	0	2	0	N/A
<input type="checkbox"/> Permits	104	228	139	63.4%
19	1	2	5	100.0%
20	60	75	80	70.0%
21	24	107	41	51.2%
22	13	16	8	N/A
23	6	26	5	20.0%
112A	0	2	0	N/A
<input type="checkbox"/> Other	0	0	0	N/A
24	0	0	0	N/A
Total	310	770	250	68.2%

Veterinary medicines applications

Table 11: Veterinary medicines applications by item number ([1 Apr](#) - [30 Jun 2025](#))

Type of application	Commenced	In Progress	Finalised	Processed on time (%)
<input type="checkbox"/> Products	154	294	164	95.7%
1	0	0	0	N/A
2	0	17	0	N/A
3	0	0	0	N/A
4	0	0	0	N/A
5	3	7	0	N/A
6	0	2	0	N/A
7	11	56	6	100.0%
8	14	9	8	100.0%
9	0	0	0	N/A
10	13	51	3	0.0%
10A	10	10	0	N/A
11	0	0	0	N/A
12	28	52	21	85.7%
13	0	0	0	N/A
13A	67	15	107	100.0%
14	8	48	17	94.1%
27	0	27	2	100.0%
27V	0	0	0	N/A
<input type="checkbox"/> Permits	47	63	53	70.6%
19	8	5	3	100.0%
20	20	19	31	71.0%
21	5	24	6	33.3%
22	5	8	2	N/A
23	8	7	9	77.8%
112A	1	0	2	100.0%
<input type="checkbox"/> Other	0	0	0	N/A
24	0	0	0	N/A
Total	201	357	217	89.8%

Average decision time

All applications

Table 12: All applications by Item Number (1 Apr - 30 Jun 2025)

Type of Application	Standard			Extended		
	Finalised	Average Duration	Assessment Period	Finalised	Average Duration	Assessment Period
☐ Products	225	2.6		50	12.0	
1	0	N/A	18	1	N/A	25
2	0	N/A	~	1	32.4	23.0
3	0	N/A	18	0	N/A	25
4	0	N/A	18	0	N/A	25
5	2	9.2	8	1	12.0	12
6	0	N/A	8	0	N/A	12
7	5	4.2	3	5	4.6	5
8	18	2.7	3	0	N/A	5
9	0	N/A	2	0	N/A	4
10	12	9.7	8.1	16	16.2	13.4
10A	11	2.1	2.0	0	N/A	~
11	0	N/A	10	0	N/A	14
12	45	2.9	3	4	5.5	5
13	4	2.8	3	0	N/A	5
13A	107	0.8	1	0	N/A	2
14	21	6.9	5.7	19	10.4	9.5
27	0	N/A	N/A	3	17.1	17.0
27V	0	N/A	~	0	N/A	~
☐ Actives	60	5.7		27	11.9	
1	0	N/A	18	0	N/A	25
2	0	N/A	~	3	25.1	22.2
5	0	N/A	8	0	N/A	12
6	0	N/A	8	0	N/A	12
10	0	N/A	~	0	N/A	~
14	0	N/A	~	0	N/A	~
15	0	N/A	14	0	N/A	20
16	0	N/A	9	0	N/A	13
17	41	6.4	7	20	9.0	10
18	3	6.7	7	0	N/A	10
24	9	3.0	4.0	1	23.0	23.0
24V	7	3.9	0.0	0	N/A	N/A
27	0	N/A	N/A	3	11.9	16.8
27V	0	N/A	~	0	N/A	~
☐ Permits	166	4.1		26	11.8	
19	8	1.9	3	0	N/A	5
20	101	3.1	3	10	9.3	5
21	36	8.4	5.9	11	14.7	10.5
22	10	1.5	N/A	0	N/A	N/A
23	9	4.2	4.6	5	10.8	9.6
112A	2	0.0	0.0	0	N/A	N/A
☐ Other	0	N/A		0	N/A	
24	0	N/A	~	0	N/A	~
☐ Ingredient determination	0	N/A		0	N/A	
28	0	N/A	~	0	N/A	~
29	0	N/A	~	0	N/A	~
Total	451	3.6		103	11.9	

~ = Modular Assessment Period. Please refer to the Table of assessment periods and fees in Schedule 6 of the Agricultural and Veterinary Chemicals Code Regulations 1995 for further details.

Pesticide product applications

Table 13: Pesticide product applications by Item Number ([1 Apr](#) - [30 Jun 2025](#))

Type of Application	Standard			Extended		
	Finalised	Average Duration	Assessment Period	Finalised	Average Duration	Assessment Period
<input type="checkbox"/> Products	87	4.7		24	14.4	
1	0	N/A	18	1	N/A	25
2	0	N/A	~	1	32.4	23.0
3	0	N/A	18	0	N/A	25
4	0	N/A	18	0	N/A	25
5	2	9.2	8	1	12.0	12
6	0	N/A	8	0	N/A	12
7	4	4.2	3	0	N/A	5
8	10	2.7	3	0	N/A	5
9	0	N/A	2	0	N/A	4
10	12	9.7	8.1	13	15.4	13.2
10A	11	2.1	2.0	0	N/A	~
11	0	N/A	10	0	N/A	14
12	27	2.9	3	1	5.0	5
13	4	2.8	3	0	N/A	5
13A	0	N/A	1	0	N/A	2
14	17	7.4	5.8	6	12.0	10.2
27	0	N/A	N/A	1	13.6	13.0
27V	0	N/A	~	0	N/A	~
<input type="checkbox"/> Permits	126	4.4		13	11.9	
19	5	2.6	3	0	N/A	5
20	77	3.2	3	3	4.7	5
21	32	7.7	5.7	9	14.4	10.3
22	8	1.5	N/A	0	N/A	N/A
23	4	6.5	2.9	1	13.8	4.0
112A	0	N/A	N/A	0	N/A	N/A
<input type="checkbox"/> Other	0	N/A		0	N/A	
24	0	N/A	~	0	N/A	~
Total	213	4.5		37	13.5	

~ = Modular Assessment Period. Please refer to the Table of assessment periods and fees in Schedule 6 of the Agricultural and Veterinary Chemicals Code Regulations 1995 for further details.

Veterinary medicine product applications

Table 14: Veterinary medicine product applications by Item Number (1 Apr - 30 Jun 2025)

Type of Application	Standard			Extended		
	Number processed	Average duration	Assessment period	Number processed	Average duration	Assessment period
☐ Products	138	1.3		26	10.0	
1	0	N/A	18	0	N/A	25
2	0	N/A	~	0	N/A	~
3	0	N/A	18	0	N/A	25
4	0	N/A	18	0	N/A	25
5	0	N/A	8	0	N/A	12
6	0	N/A	8	0	N/A	12
7	1	N/A	3	5	4.6	5
8	8	N/A	3	0	N/A	5
9	0	N/A	2	0	N/A	4
10	0	N/A	~	3	18.9	14.0
10A	0	N/A	~	0	N/A	~
11	0	N/A	10	0	N/A	14
12	18	2.9	3	3	5.7	5
13	0	N/A	3	0	N/A	5
13A	107	0.8	1	0	N/A	2
14	4	4.9	5.0	13	9.5	9.2
27	0	N/A	N/A	2	18.9	19.1
27V	0	N/A	~	0	N/A	~
☐ Permits	40	3.4		13	11.6	
19	3	0.2	3	0	N/A	5
20	24	2.6	3	7	11.3	5
21	4	13.7	7.5	2	15.9	11.5
22	2	1.4	N/A	0	N/A	N/A
23	5	1.8	6.2	4	10.1	11.0
112A	2	0.0	0.0	0	N/A	N/A
☐ Other	0	N/A		0	N/A	
24	0	N/A	~	0	N/A	~
Total	178	1.7		39	10.5	

~ = Modular Assessment Period. Please refer to the Table of assessment periods and fees in Schedule 6 of the Agricultural and Veterinary Chemicals Code Regulations 1995 for further details.

Notes for average decision times

Average decision time is the average time taken to complete processing from commencement to when a regulatory decision is made or the average time is calculated by adding the decision times and dividing these by the number of applications finalised in that period in that category. Decision time is calculated by subtracting the lodgement date from the processed date and dividing by 30.4375 to get the decision time in months (accounting for leap years). The assessment period for each application type and item number is set in the legislation - this is the standard decision time. However, there are 2 conditions which allow the APVMA to vary or extend the assessment period:

- A change in the category of an application may be made once in the life of the application under regulation 70B of the Agvet Code.
- One extension of 1.33 times the original assessment period (rounded up) plus one month may be applied under section 159 of the Agvet Code.

N/A means no applications were finalised for that item in the reporting period, the application was withdrawn or voided, or there is no statutory assessment period.

~ applies to items that have a variable legislated assessment period because they are modular in nature. Each application will have a different expected duration, as determined by the mix of modules required for the application.

Glossary of term

Table 15: Glossary of terms

Term	Definition
8L, 8M and 8P	Applications to either change the holder or nominated agent of an approval or registration or nominate a nominated agent for an approval or registration.
Actives	The component(s) of a pesticide or veterinary medicine product that is primarily responsible for its action. Applications for active constituents are covered under Item numbers 1, 2, 15, 16, 17, 18. Actives can also be included in applications under Item numbers 5, 6, 10, 14, 24, 27 and 27V.
Certificates of export	Before accepting exports of a chemical product from Australia, many countries require an assurance from the government authority responsible for regulating the product in Australia. This is provided by the APVMA in the form of a certificate of export. There are no statutory timeframes for the APVMA to process an application for a certificate of export.
Emergency Permits	Application for a permit, or extension of a permit, in respect of a chemical product or an active constituent if the proposed use of the chemical product or active constituent is determined by the APVMA to be an emergency use. Emergency Permits applications are made under Item number 22.
Import consents	Import consents are permits that allow unregistered or unapproved chemicals into Australia when a legitimate reason exists for a person or company to have possession of the chemicals in Australia. Legitimate reasons include possession for research, chemical trials or special veterinary applications in zoos. There is no statutory timeframe for the APVMA to process import consents, but the APVMA aims to process them within 14 days of lodgement.
Item 25	Applications made under s8AS of the Agricultural and Veterinary Chemicals Code Regulations 1995. These are technical assessments used to determine if a data package addresses the safety, efficacy and trade criteria prior to submitting a product application. An outcome of a technical assessment can be used by an applicant as part of a future application.
Item numbers	Item numbers are defined in Table 2.1 of Schedule 6 of the Agricultural and Veterinary Chemicals Code Regulations 1995. They are used to determine the assessment periods and fees for different kinds of applications.
Major assessments	Applications that have assessment periods of more than 3 months and that require one or more technical assessments. These include Item numbers 1, 2, 3, 4, 5, 6, 10, 11, 14, 27 and 27V.
Non-technical assessments	Applications that have assessment periods of 3 months or less and that do not require a technical assessment. These include Item numbers 7, 8, 9, 10A, 12, 13 and 13A.
Notifiable variations	A minor change, as defined by Agricultural and Veterinary Chemicals Code Regulations 1995, to the details of a registered product, active or label without having to register a new product. This process commenced on 1 January 2015. There is no statutory timeframe for the APVMA to process these as they are deemed to be accepted upon lodgement by the applicant after some checks of the information.
Permits (exc emergency)	Applications to use or possess an unregistered pesticide or veterinary medicine or for an off-label use of a registered pesticide or veterinary medicine. Permit applications include applications under Item numbers 19, 20, 21, 23 and can also be made under s112A of the Agricultural and Veterinary Chemicals Code Act 1994.
Processed	Includes all applications that the APVMA completed processing during the reporting period. This includes applications for which a regulatory decision was made as well as applications that were withdrawn by the applicant or voided having been lodged in error.
Product applications	Applications made for the registration of products that are pesticides or veterinary medicines. Product applications include applications under Item numbers 1 to 14, including 10A and 13A, as well as Item numbers 24, 27 and 27V.
Received	Includes all applications that were received by the APVMA during the reporting period.

All Applications for Senate Estimates

Table 16: Average decision time, all applications for completed quarters this financial year ([1 Jul 2024](#) - [30 Jun 2025](#))

Type of application	Number processed	Average duration	Assessment period
☐ Products	1306	4.6	18
1	3	N/A	18
2	5	19.4	18.7
3	0	N/A	18
4	0	N/A	18
5	18	11.1	8
6	8	11.9	8
7	202	3.2	3
8	95	2.8	3
9	0	N/A	2
10	119	11.6	10.1
10A	32	1.9	2.0
11	1	22.7	10
12	338	3.2	3
13	31	2.7	3
13A	262	0.7	1
14	182	9.7	8.5
27	9	24.4	24.2
27V	1	19.8	0.0
☐ Actives	373	7.2	18
1	2	N/A	18
2	7	20.1	19.8
5	0	N/A	8
6	0	N/A	8
10	0	N/A	~
14	0	N/A	~
15	0	N/A	14
16	1	28.6	9
17	251	7.3	7
18	12	7.7	7
24	62	4.7	5.6
24V	27	3.7	0.0
27	11	19.7	22.7
27V	0	N/A	~
☐ Permits	616	4.6	3
19	28	2.6	3
20	314	3.4	3
21	158	8.6	7.4
22	65	1.9	N/A
23	42	5.6	5.9
112A	9	0.0	0.0
☐ Other	0	N/A	~
24	0	N/A	~
☐ Ingredient determination	0	N/A	~
28	0	N/A	~
29	0	N/A	~
Total	2295	5.0	

~ = Modular Assessment Period. Please refer to the Table of assessment periods and fees in Schedule 6 of the Agricultural and Veterinary Chemicals Code Regulations 1995 for further details.